

WearLawSuits.com Women's Measurement and Order Form

**ALL THREE DIMENSIONAL MEASUREMENTS \*\*MUST\*\* BE TAKEN OFF THE BODY. PLEASE TAKE MEASUREMENTS IN INCHES.** Chest/bust, waist, stomach, hips, U crotch and thighs etc are three-dimensional measurements. Please try your best to take as close a measurement from the body without the tape measure being too tight or snug. Please make every effort to measure exactly and please keep style selection in mind when submitting measurements. Use as many of the below fields as you feel are needed to ensure a quality fit.

Jacket Length




Measure jacket length from shoulder seam

*Please provide measurements in "inches."*

**About our Measurement Form**

Our measurement form is designed to provide you the widest variety of specifications for custom tailoring your apparel to your body shape, size and build. We will use the measurements to ensure that the exacting details of your garment are customized to fit you. By providing us these details, we are both satisfied- we can create your garment to your exact measurements and you wear a garment that fits well.

Bust




Measure largest part; keep tape a little higher at back

Stomach




Measure stomach

Waist




Measure where you will actually wear your pants

Hips




Measure 7" below the waist or widest point of hips

Full Shoulders




Measure across back from outside of one shoulder to other

Half Shoulders




Measure from top shoulder seam to end of shoulder seam

Sleeves




Measure from shoulder seam to waist with arm bent (allow for padding)

Wrist Circumference



exact required










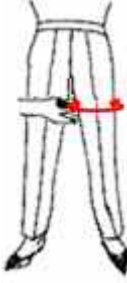

 

Measure around wrist at widest point (allow space for watch, bracelet etc)

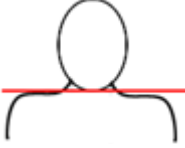
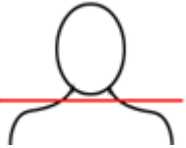
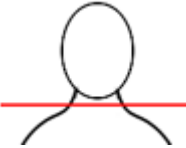
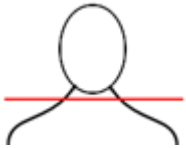
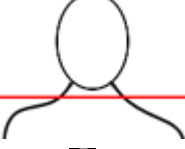
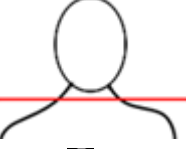
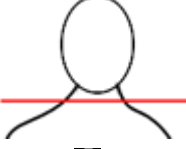
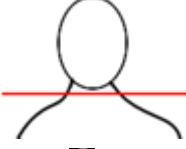
Front







Measure across the front above the bust from where one arm joins the torso to where other arm joins the torso

<p>Back</p>  <p><input type="text"/></p> <p>Measure across back from joining of one arm to the other</p>	<p>Back Length</p>  <p><input type="text"/></p> <p>Measure from nape of neck to center of waist</p>	<p>Shoulder to Bust</p>  <p><input type="text"/></p> <p>Measure from shoulder seam to bust line</p>	<p>Shoulder to Waist</p>  <p><input type="text"/></p> <p>Measure from shoulder seam to front waist</p>
<p>Bust to Bust</p>  <p><input type="text"/></p> <p>Measure width of bust from one nipple to the other</p>	<p>Neck</p>  <p><input type="text"/></p> <p>Measure around the neck</p>	<p>Trousers outseam</p>  <p><input type="text"/></p> <p>Measure from top of waist band to bottom of cuff</p>	<p>Trousers inseam</p>  <p><input type="text"/></p> <p>Measure inseam from crotch to bottom of cuff</p>
<p>Trousers "U" crutch</p>  <p><input type="text"/></p> <p>Measure from the top of the waistband in the front to the top of the waistband in the back</p>	<p>Thighs</p>  <p>exact <input type="text"/> required <input type="text"/></p> <p>Exact: - Measure widest part of thighs exactly- off the body Required: - Indicate finished circumference of thighs for pants-taken off a well fitting pants (allow space for comfort)</p>	<p>Trousers required cuffs</p>  <p><input type="text"/></p> <p>Indicate finished cuff/bottom width for pants. This is the required leg opening you wish for in your pants (allow space for comfort)</p>	<p>All suits are fully lined, have belt loops, inside jacket pockets and front and back pant pockets. Additional tailoring options such as pleats, type of fly, depth of cuff, are offered under the last section below.</p>




# Shoulder

 <p data-bbox="138 373 354 405">Square Shoulders</p>	 <p data-bbox="441 373 657 405">Normal Shoulders</p>	 <p data-bbox="800 373 1016 405">Both Very Sloped</p>	 <p data-bbox="1203 373 1442 405">Both Slightly Sloped</p>
 <p data-bbox="138 638 354 690">Right Normal Left Sloped</p>	 <p data-bbox="441 638 657 690">Left Normal Right Sloped</p>	 <p data-bbox="727 638 1084 690">Right Slightly Sloped Left Very Sloped</p>	 <p data-bbox="1138 638 1495 690">Left Slightly Sloped Right Very Sloped</p>

# Sleeves Length

 <p data-bbox="396 1220 618 1251">Both Equal Length</p>	 <p data-bbox="659 1220 927 1251">Right Longer Than Left</p>	 <p data-bbox="959 1220 1227 1251">Left Longer Than Right</p>
---	--	--







# Arm Silhouette

 <p data-bbox="451 1703 596 1734">Normal Arm</p>	 <p data-bbox="683 1703 928 1734">Arm Coming Forward</p>	 <p data-bbox="971 1703 1216 1734">Arm Going Backward</p>
---	---	--






## Front Bust Silhouette

<input type="checkbox"/> Petite bust	<input type="checkbox"/> Normal Chest	<input type="checkbox"/> Very full	<input type="checkbox"/> Caving in low bust	<input type="checkbox"/> Bust Protruding	<input type="checkbox"/> Low Well Padded bust (Not Muscular)
---	--	---------------------------------------	--	---	--





## Stomach Silhouette

 <input type="checkbox"/> Normal	 <input type="checkbox"/> Wash Board	 <input type="checkbox"/> Slight	 <input type="checkbox"/> Bulging	 <input type="checkbox"/> Pot Belly	 <input type="checkbox"/> Beer Belly
---	---	---	--	--	---

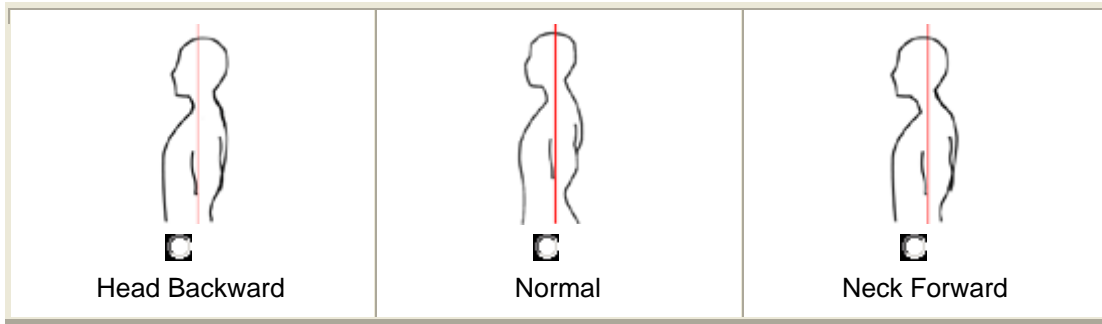
## Back Silhouette

 <input type="checkbox"/> Upper Back Curve	 <input type="checkbox"/> Curved Back	 <input type="checkbox"/> Hump Back	 <input type="checkbox"/> Upper Back Curve Short Forward Neck	 <input type="checkbox"/> Normal Back
---	--	--	---	--

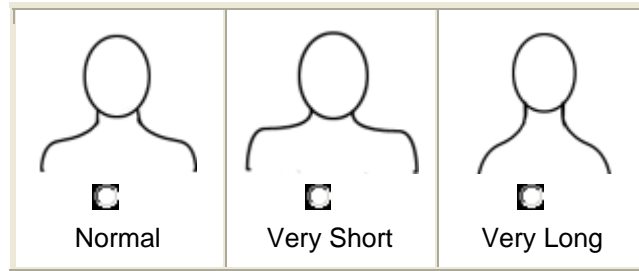
## Standing Stance

 <input type="checkbox"/> Normal	 <input type="checkbox"/> Slightly Forward	 <input type="checkbox"/> Very Bent Forward	 <input type="checkbox"/> Backward Erect
---	---	--	---

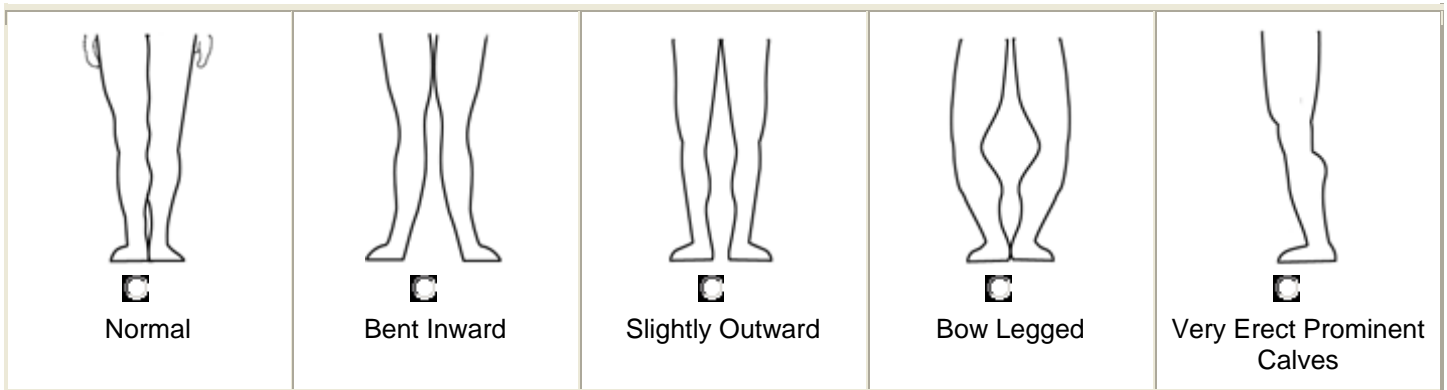
## Neck Stance



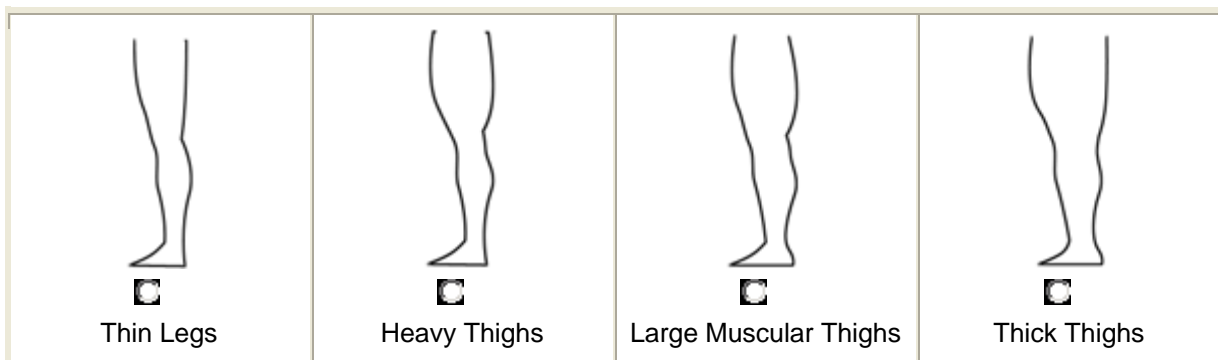
## Neck Height



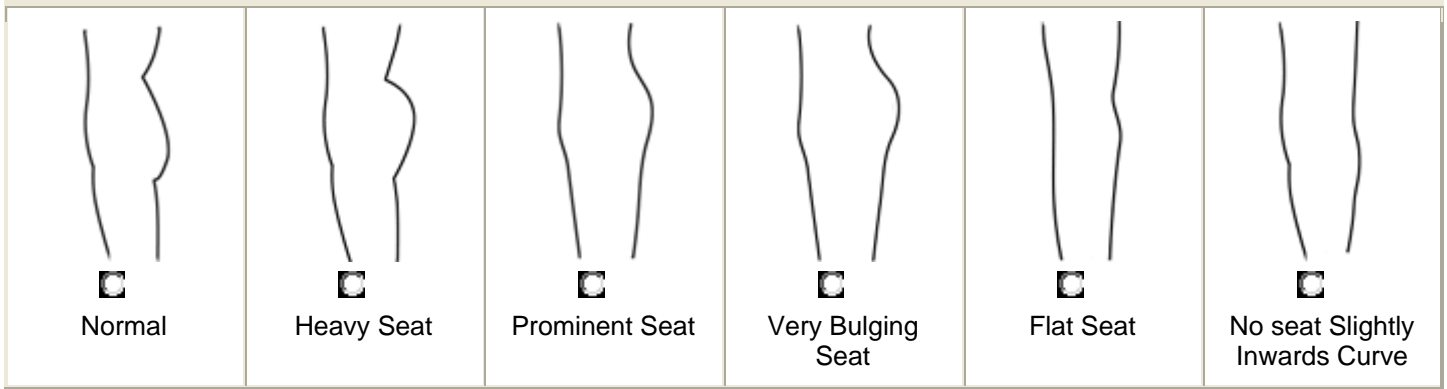
## Leg Stance



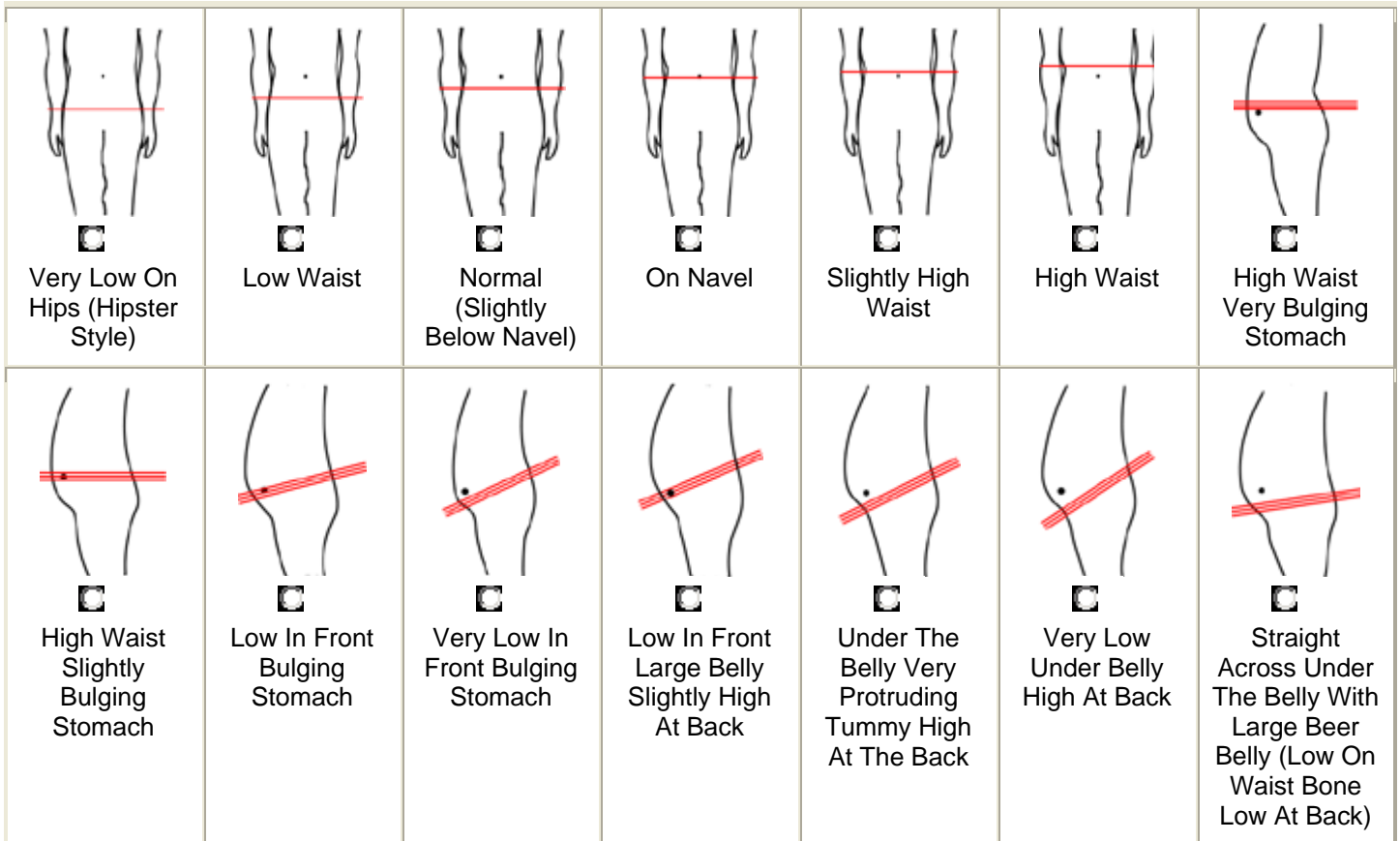
## Thigh Stance



# Seat Stance



## Waist Stance (were your pants will actually sit)



<p><b>You have taken the sizes:</b></p>	<p><b>How do you wear your trousers?</b></p>
<p><input type="checkbox"/> Very exactly</p> <p><input type="checkbox"/> Comfortably</p> <p><input type="checkbox"/> Very Loosely</p> <p><input type="checkbox"/> Other: <input type="text"/></p>	<p><input type="checkbox"/> Straight across</p> <p><input type="checkbox"/> Lower in the front</p> <p><input type="checkbox"/> Lower in the back</p> <p><input type="checkbox"/> Lower on the sides</p> <p>(Please look at you silhouette in the mirror to answer this question.)</p>

Please check which measurements have been taken off another piece of clothing:

- |   |  |   |
|---|--|---|
| <input type="checkbox"/> Jacket Length  | <input type="checkbox"/> Half Shoulders    | <input type="checkbox"/> Bust To Bust                   |
| <input type="checkbox"/> Bust           | <input type="checkbox"/> Sleeves           | <input type="checkbox"/> Neck                           |
| <input type="checkbox"/> Stomach        | <input type="checkbox"/> Cuffs             | <input type="checkbox"/> Trousers Out Seam/Outer Length |
| <input type="checkbox"/> Waist          | <input type="checkbox"/> Front             | <input type="checkbox"/> Trousers Inseam                |
| <input type="checkbox"/> Hips           | <input type="checkbox"/> Back              | <input type="checkbox"/> Trousers "U" Crutch            |
| <input type="checkbox"/> Full Shoulders | <input type="checkbox"/> Back Length       | <input type="checkbox"/> Trousers Required Cuffs        |
|   | <input type="checkbox"/> Shoulder To Bust  | <input type="checkbox"/> Thighs                         |
|   | <input type="checkbox"/> Shoulder To Waist |   |

## Tailoring Options

### Jacket Options:

#### CUT

- Comfortable fit
- Loosely comfortable fit
- Loose fit

#### VENTS

- No vents at the back
- Double vents at the back
- Single vent at the back
- Other:

#### SHOULDER CONSTRUCTION

- Standard Hand Molded Shoulders
- Extra Light Padding
- Extra Heavy Padding

### Pants Options:

#### FIT

- Regular fit
- Slightly loose fit
- Baggy fit

#### PLEATS

- No pleats in the front
- One pleat in the front
- Two pleats in the front

#### BACK (all pants come with two pockets)

- Two pockets as style standard
- No pockets at the back
- One pockets at the back

#### BOTTOM

- Pants are straight legged at the bottom (no Cuffs)
- Pants are turned up at the bottom (cuffed)  
Please specify cuff height:

**FRONT SIDE POCKETS**

- Slashed front pockets
- Vertical front pockets
- Horizontal front pockets

**FLY ON PANTS**

- Zipper fly front
- Button fly front

**WAISTBAND ON PANTS**

- Per Style selected
- Extended waistband with hook
- Extended waistband with button

**LOOPS (all pants come with loops)**

- Loops per style selected
- Tunnel Loops (specify height and length)
- crossed (X) loops

**Monogram Option**

Add Monogram -- **Note:** There is a \$20 fee for this service. Please include the initials, color, style (block or script) and position that the monogram should have for this item. Suits have option to have full name.

Initials/Name

Color & Style

Position/Location

**Additional Instructions**

If you have any special instructions about how you would like your clothes to fit, or anything that you think would help us to determine your measurements, please add them here. Also, for special considerations, like different sleeve lengths for left and right arms or one shoulder lower than the other, please indicate that here.

Additional Instructions:

## Shipping and Billing Details

Post box and military addresses are not recommended for the sake of efficient and quick delivery. Please try to submit street addresses only.

Fields marked with \* are required for submission.

### Ship to:

First Name:	<input type="text"/>	*
Last Name:	<input type="text"/>	*
Phone Number (daytime):	<input type="text"/>	*
	(Please include area code)	
Phone Number (evening):	<input type="text"/>	*
Fax Number:	<input type="text"/>	
Address:	<input type="text"/>	*
City:	<input type="text"/>	*
State:	<input type="text"/>	
Zip Code:	<input type="text"/>	*

### Bill to:

First Name:	<input type="text"/>	*
Last Name:	<input type="text"/>	*
Phone Number (daytime):	<input type="text"/>	*
Phone Number (evening):	<input type="text"/>	*
Fax Number:	<input type="text"/>	
Address:	<input type="text"/>	*
City:	<input type="text"/>	*
State:	<input type="text"/>	
Zip Code:	<input type="text"/>	*

Choose your preferred **method of payment**.

- Online using PayPal - it's fast, free and secure!  
(*Visa, MasterCard, Discover, Amex, all Debit Cards and E-Checks are accepted at PayPal.*)  
[www.PayPal.com](http://www.PayPal.com) Use the Send Money Tab. Use email [suits@wearlawsuits.com](mailto:suits@wearlawsuits.com) as the email recipient.
- By mail using a check, bank check, or money order

### Order Summary

#### ITEMS

**Suit1** Style No. \_\_\_\_\_ Fabric: Name \_\_\_\_\_ Nr. \_\_\_\_\_ Color \_\_\_\_\_  
**Cotton Blouse1** Style No. \_\_\_\_\_ Fabric: Name \_\_\_\_\_ Nr. \_\_\_\_\_ Color \_\_\_\_\_  
**Suit2** Style No. \_\_\_\_\_ Fabric: Name \_\_\_\_\_ Nr. \_\_\_\_\_ Color \_\_\_\_\_  
**Cotton Blouse2** Style No. \_\_\_\_\_ Fabric: Name \_\_\_\_\_ Nr. \_\_\_\_\_ Color \_\_\_\_\_

#### ITEM TOTAL

\_\_\_Suits @\$299 each = \$\_\_\_\_\_  
\_\_\_Cotton Blouses @\$40 each =\$\_\_\_\_\_

#### OPTION CHARGES (indicate options if any)

Monogram @\$20  
Gold Buttons @\$10  
Silver Buttons @\$10

#### SHIPPING CHARGES

15% of order total to \$200; 10% of order total at \$200 and over.

#### ORDER TOTAL \$ \_\_\_\_\_

SIGNATURE/DATE FOR \_\_\_\_\_

CREDIT CARD AUTHORIZATION \_\_\_\_\_

Check Enclosed

Check Nr. \_\_\_\_\_ Check Dated \_\_\_\_\_

*(Kindly double check all details before submitting your measurements and order)*